

# Studio One – The Green Estate

## Visitor Guide



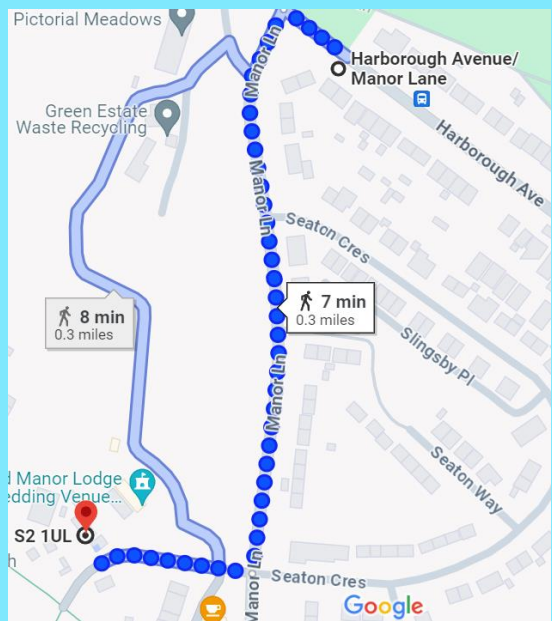
Manor Oaks Studio 1  
389 Manor Lane  
Sheffield  
S2 1UL

# Travelling to Studio 1

## By Bus & Train

**Bus** – The nearest bus stop is located on Harborough Avenue/Manor Lane. This is a short 7minute walk to the studio as shown on the image (right)

**Train** – The nearest train stations are Sheffield Centre (1.4miles) and Meadowhall (3.5miles)



## By Car

**Put 'Rhubarb Shed Cafe' in your maps – this will give you the most accurate location.**

The Green Estate is located just a 10-minute drive from J33 off the M1 and a 12-minute drive from Sheffield City Centre.

Once exited off the M1 at J33, take the Parkway towards Sheffield City Centre. Exit the parkway at the Manor/Attercliffe exit and take a left at the end of the slip road. Take the third right, follow the road and the centre will be on your right.

## Car Parking

As you enter the Green Estate off Manor Lane, turn right immediately and there is a free car park on your right. **\*Please fill up the bottom car park first\***

If the top and bottom car parks are full, please park on the road.  
Please note: This is a residential area, please park responsibly.

## Bicycles

You are welcome to leave your bicycle outside Studio 1 as the gate remains locked throughout the day.

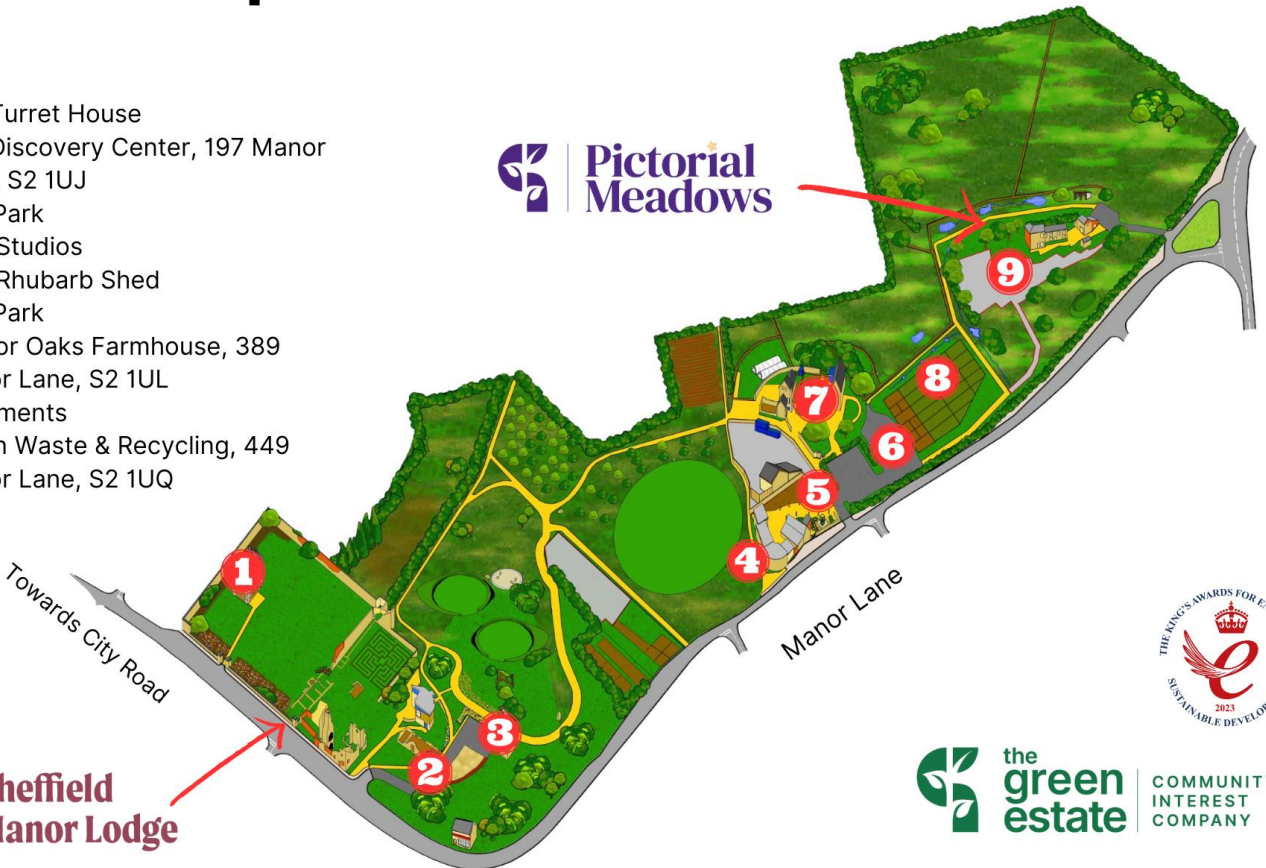
Please note: You are advised to use a bike lock and bikes are left at the owner's risk. The South Yorkshire Training Hub will not accept responsibility for any accidents, damage or loss incurred.

# How to Find Studio One

## Map of The Green Estate

### Key

1. The Turret House
2. The Discovery Center, 197 Manor Lane, S2 1UJ
3. Car Park
4. The Studios
5. The Rhubarb Shed
6. Car Park
7. Manor Oaks Farmhouse, 389 Manor Lane, S2 1UL
8. Allotments
9. Green Waste & Recycling, 449 Manor Lane, S2 1UQ



**Studio 1** (no.4 on the Map) is located behind the Rhubarb Shed Café (no. 5 on the map)

There are some black gates, on the left side there are two buzzer entry systems.

Please press the SY Training Hub one and someone will open the gate for you.



# Amenities

## Rhubarb Shed Café – Not open Monday/Tuesday.

Provides hot & cold drinks, light lunches & snacks. They will (when possible) bring takeaway orders to the studio. *Please return your washed plates back to the café unless they are closed – if so, leave on top of the microwave.*

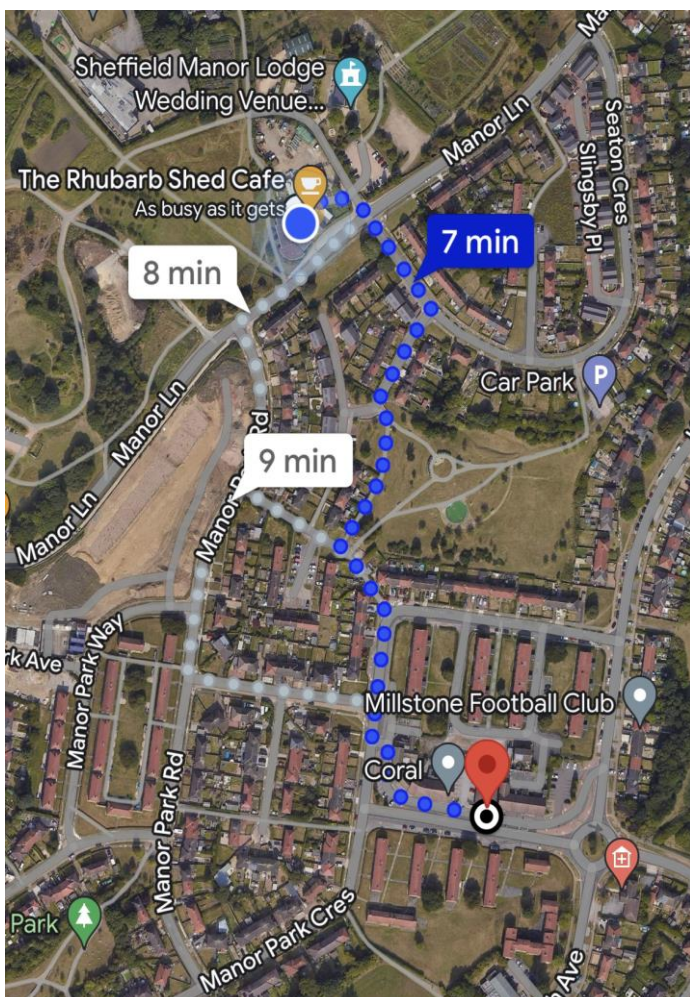
**Please Note:** The café gets booked up quickly, it is advisable to book a table in advance if you wish to eat in.

**Contact Number:** 07375 366429

**Opening hours:** Wednesday - Friday: 9am – 3pm

**Shops** - 2-minute drive or 7-minute walk away (see maps below) including Post Office, Fish & Chip Shop and Co-op.

Walking route to shops



Driving route to shops

